

HAWAII FLOWERS & NURSERY PRODUCTS

Annual Summary



In cooperation with:

Department of Agriculture
 STATE OF HAWAII
 Agricultural Development Division

Release: September 10, 2007

2006 FLORICULTURE AND NURSERY PRODUCTS NEAR RECORD

CONTENTS	
Summary.....	1-2
Selected Crops	3-9
County Summaries	10-12
Farm Numbers & Area Summary.....	13
Out-of-State Sales	14
Dendrobium Orchids	15-16
Dendrobium Orchid Plant Imports	16

Hawaii's floriculture and nursery products is estimated at **\$100.7 million** for 2006. This is near the previous year's record high and continues as the top contributor to diversified agriculture according to the USDA, NASS, Hawaii Field Office. Some commodity groups experienced increases while others had decreases in 2006. Cut flowers totaled \$14.1 million, up 1 percent. Cut and potted orchids were valued at \$22.2 million, nearly unchanged from last year. Lei flowers pegged at \$3.5 million was 6 percent lower. Foliage sales were 7 percent less, registering at \$18.1 million. Potted flowering plants were 1 percent above 2005 and valued at \$6.4 million. Landscape

plants were estimated at \$20.9 million, almost unchanged from last year. Plant rentals increased 4 percent and totaled \$5.1 million. Other nursery products jumped 14 percent, registering \$5.8 million. Bedding and garden plants wholesale value, at \$3.3 million, was 11 percent higher than 2005.

FLORICULTURE AND NURSERY PRODUCTS: Wholesale value, State of Hawaii, 2002-2006

Commodity	2002	2003	2004	2005	2006
<i>1,000 dollars</i>					
Cut flowers ¹	13,055	14,183	13,204	13,997	14,117
Orchids	22,823	23,439	22,769	22,225	22,182
Lei flowers ²	4,170	3,704	3,397	3,687	3,473
Foliage ³	17,746	16,966	17,621	19,509	18,106
Potted flowering plants	7,052	5,563	6,004	6,278	6,363
All other nursery products ⁴	29,569	30,391	30,848	33,796	34,998
Unspecified sales ⁵	1,300	1,355	1,335	1,470	1,450
Total	95,715	95,601	95,178	100,962	100,689

¹ Cut orchids are included in "Orchids" category.

² Orchid blossoms are included in "Lei flowers" category.

³ Includes potted, cut, and unfinished. Beginning 1998, Landscape foliage included with "All other nursery products".

⁴ Includes bedding plants, plant rentals, propagation materials, and any other nursery products not elsewhere classified.

⁵ Includes sales of growers greater than \$999 but less than \$10,000 which were not categorized.



USDA, NASS, Hawaii Field Office, 1428 S. King St., Honolulu, HI 96814-2512
 Telephone: (808) 973-9588 FAX: (808) 973-2909 Website: <http://www.nass.usda.gov/hi>

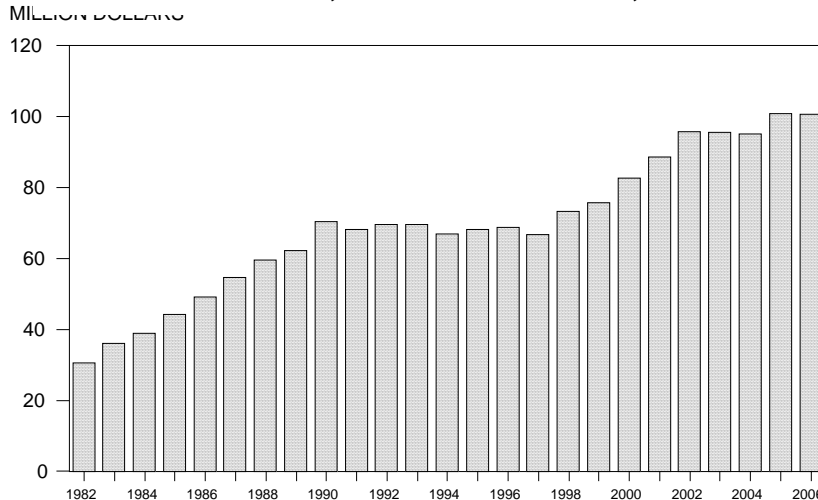


MARK E. HUDSON - Director
 STEVE P. GUNN - Deputy Director
 REGINA HIDANO - Agricultural Statistician
 SANDY NAKASONE - Statistical Assistant

Contribution by Research Statisticians:
 Robert Miyake & David Mattice - Hawaii County
 June Okamura - Honolulu & Kauai Counties
 Naomi Landgraf - Maui County
 NASDA Enumerators

STATE SUMMARY (Continued)

FLORICULTURE AND NURSERY PRODUCTS VALUE OF SALES, STATE OF HAWAII, 1982-2006



USDA, NASS, Hawaii Field Office

FLORICULTURE & NURSERY PRODUCTS: Top ten crops, State of Hawaii, 2005-2006

Crop	Rank		Value of production		Crop	Rank		Value of production	
	2005	2006	2005	2006		2005	2006	2005	2006
	<i>Number</i>		<i>1,000 dollars</i>			<i>Number</i>		<i>1,000 dollars</i>	
Palms (potted for indoor or patio use)	1	1	8,135	8,309	Dendrobiums, sprays	5	5	3,078	2,481
Dendrobiums, potted ¹	3	2	6,056	5,768	Protea	7	6	1,928	1,828
Dracaena (potted for indoor or patio use)	2	3	7,030	5,590	Gingers, cut	9	7	1,612	1,814
Anthuriums, cut	4	4	5,101	5,459	Poinsettia, potted	8	8	1,644	1,525
					Oncidium, pots	6	9	2,942	1,304
					Heliconia	10	10	762	822

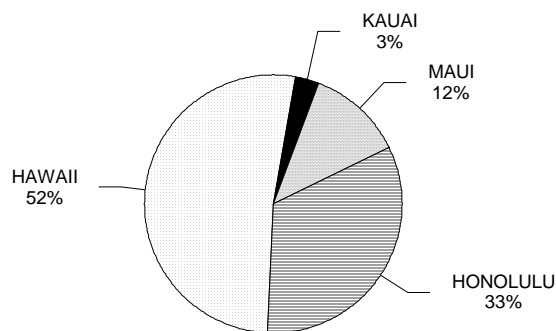
NA = Not available.

¹ Includes in bud/bloom and community pots.

COUNTY RANKINGS:

Hawaii County, with \$51.9 million in sales, ranked number one in 2006. Honolulu farmers registered sales at \$33.5 million, 3 percent more than 2005. Maui County sales totaled \$12.3 million, 3 percent above last year. Kauai sales, pegged at \$2.9 million, were 8 percent below 2005.

FLORICULTURE AND NURSERY PRODUCTS VALUE OF GROWER SALES, BY COUNTY, 2006



USDA, NASS, Hawaii Field Office

SELECTED CUT FLOWERS

FLORICULTURE AND NURSERY PRODUCTS: State of Hawaii, 2002-2006¹

Crop	Farms having sales ²	Quantity sold	Value of sales
	<i>Number</i>	<i>1,000</i>	<i>1,000 dollars</i>
CUT FLOWERS			
Anthuriums - dozens			
2002	66	738	4,720
2003	61	810	5,832
2004	59	617	4,665
2005	58	592	5,101
2006	57	674	5,459
Birds of Paradise - dozens			
2002	24	94	666
2003	29	74	586
2004	30	51	426
2005	33	49	380
2006	31	46	352
Chrysanthemums, pompon - bunches			
2002	4	225	469
2003	4	229	480
2004	4	217	453
2005	4	211	447
2006	5	205	441
Ginger, pink - dozens			
2002	40	59	474
2003	40	54	477
2004	45	47	456
2005	47	62	454
2006	52	69	549
Ginger, red - dozens			
2002	56	147	1,048
2003	57	140	1,013
2004	57	132	1,044
2005	64	134	995
2006	60	135	1,059
Gingers, other - dozens			
2002	22	25	197
2003	27	23	228
2004	32	23	261
2005	24	18	163
2006	20	21	206

See footnotes at end of table.

Continued

SELECTED CUT FLOWERS & ORCHIDS

FLORICULTURE AND NURSERY PRODUCTS: State of Hawaii, 2002-2006¹ -- Continued

Crop	Farms having sales ²	Quantity sold	Value of sales
	<i>Number</i>	<i>1,000</i>	<i>1,000 dollars</i>
Heliconias - dozens			
2002	50	78	734
2003	58	66	792
2004	60	71	853
2005	60	71	762
2006	64	68	822
Proteas - stems			
2002	25	1,475	1,108
2003	24	2,012	1,515
2004	32	1,921	1,416
2005	28	1,635	1,928
2006	29	2,293	1,828
Other cut flowers - dozens			
2002	55	NA	3,639
2003	49	NA	3,260
2004	49	NA	3,630
2005	47	NA	3,767
2006	37	NA	3,401
ORCHIDS			
Cymbidiums, cut - flowers			
2002	12	464	247
2003	11	464	229
2004	13	408	291
2005	13	428	311
2006	7	356	263
Dendrobiums, sprays - dozens			
2002	54	462	3,218
2003	50	410	3,069
2004	50	453	3,194
2005	48	391	3,078
2006	43	309	2,481
Oncidiums, sprays - dozens			
2002	34	64	641
2003	34	79	770
2004	29	60	706
2005	28	59	674
2006	26	59	630

See footnotes at end of table.

Continued

FLORICULTURE AND NURSERY PRODUCTS: State of Hawaii 2002-2006¹ -- Continued

Crop	Farms having sales ²	Quantity sold	Value of sales
	<i>Number</i>	<i>1,000</i>	<i>1,000 dollars</i>
Other orchids, sprays³ - dozens			
2002	16	NA	210
2003	17	NA	656
2004	18	NA	183
2005	13	NA	107
2006	15	NA	722
Dendrobiums, potted⁴ - pots			
2002	76	1,354	7,318
2003	81	1,096	6,154
2004	80	1,236	6,679
2005	77	1,142	6,056
2006	76	1,127	5,768
Oncidiums, potted⁵ - pots			
2002			
2003			
2004	43	464	3,113
2005	46	403	2,942
2006	36	221	1,304
Phalaenopsis, potted - pots			
2002	28	178	1,214
2003	31	246	1,695
2004	32	174	1,018
2005	23	80	717
2006	23	90	752
Other orchids, potted - pots			
2002	82	1,922	9,975
2003	88	1,814	10,866
2004	78	1,352	7,585
2005	75	1,374	8,340
2006	78	1,685	10,262

See footnotes at end of table.

Continued

FOLIAGE

FLORICULTURE AND NURSERY PRODUCTS: State of Hawaii 2002-2006¹ -- Continued

Crop	Farms having sales ²	Quantity sold	Value of sales
	<i>Number</i>	<i>1,000</i>	<i>1,000 dollars</i>
FOLIAGE			
Potted, dracaena			
2002	36	NA	5,604
2003	32	NA	5,573
2004	29	NA	5,735
2005	28	NA	7,030
2006	27	NA	5,590
Potted, palms			
2002	46	NA	7,966
2003	49	NA	7,404
2004	45	NA	7,311
2005	49	NA	8,135
2006	48	NA	8,309
Potted, hanging baskets			
2002	16	NA	182
2003	17	NA	146
2004	16	NA	208
2005	13	NA	178
2006	14	NA	110
Potted, other			
2002	29	NA	2,368
2003	32	NA	2,209
2004	28	NA	2,702
2005	31	NA	2,499
2006	29	NA	2,252
Ti leaves, cut - leaves			
2002	40	5,900	632
2003	43	7,900	746
2004	39	6,100	571
2005	41	5,800	668
2006	46	6,400	710
Other greens, cut			
2002	28	NA	259
2003	31	NA	317
2004	34	NA	352
2005	46	NA	382
2006	44	NA	531
Unfinished foliage stock			
2002	11	NA	735
2003	9	NA	571
2004	11	NA	742
2005	10	NA	617
2006	10	NA	604

See footnotes at end of table.

Continued

LEI FLOWERS & INDIVIDUAL BLOOMS

FLORICULTURE AND NURSERY PRODUCTS: State of Hawaii, 2002-2006¹ -- Continued

Crop	Farms having sales ²	Quantity sold	Value of sales
	<i>Number</i>	<i>1,000</i>	<i>1,000 dollars</i>
LEI/INDIVIDUAL BLOOMS			
Carnations - blooms			
2002	7	7,000	360
2003	7	5,000	268
2004	5	3,800	242
2005 ⁶			
2006⁶			
Dendrobiums - blooms			
2002	29	29,300	908
2003	30	25,700	847
2004	26	18,100	580
2005	21	17,300	588
2006	23	14,800	532
Pikake - strands			
2002	9	81.0	242
2003	7	67.0	202
2004	5	56.0	158
2005	5	25.0	79
2006	5	23.0	60
Plumerias - blooms			
2002	14	25,200	604
2003	14	21,200	537
2004	13	16,000	510
2005	14	14,500	506
2006	15	12,700	372
Tuberoses - blooms			
2002	6	35,300	1,641
2003	7	32,200	1,484
2004	7	28,200	1,301
2005 ⁶			
2006⁶			
Vanda, Miss Joaquim - blooms			
2002	4	2,700	87
2003	6	2,700	86
2004	8	5,700	210
2005	6	8,300	306
2006	6	10,900	425
Other lei/individual - blooms			
2002	NA	NA	328
2003	NA	NA	280
2004	NA	NA	396
2005	NA	NA	2,208
2006	NA	NA	2,084

See footnotes at end of table.

Continued

POTTED FLOWERING & BEDDING/GARDEN PLANTS

FLORICULTURE AND NURSERY PRODUCTS: State of Hawaii, 2002-2006¹ -- Continued

Crop	Farms having sales ²	Quantity sold	Value of sales
	<i>Number</i>	<i>1,000</i>	<i>1,000 dollars</i>
POTTED FLOWERING PLANTS			
Anthuriums - pots			
2002	26	144	751
2003	30	148	804
2004	28	164	883
2005	17	101	549
2006	18	109	497
Bromeliads - pots			
2002	14	221	890
2003	12	117	461
2004	11	131	583
2005	14	126	580
2006	10	140	648
Chrysanthemums - pots			
2002	5	150	652
2003	5	108	497
2004	5	93	468
2005 ⁷			
2006⁷			
Poinsettias - pots			
2002	31	382	1,551
2003	31	344	1,351
2004	30	327	1,409
2005	31	360	1,644
2006	29	331	1,525
Other potted flowering plants			
2002	31	NA	3,208
2003	29	NA	2,450
2004	21	NA	2,661
2005	31	NA	3,505
2006	27	NA	3,693
POTTED BEDDING/GARDEN			
Impatiens, New Guinea			
2002	11	121	172
2003	11	132	217
2004	14	139	223
2005	13	132	213
2006	10	162	292
Impatiens, other			
2002	12	268	145
2003	12	444	304
2004	13	440	303
2005	15	286	176
2006	11	254	146

See footnotes at end of table.

Continued

BEDDING/GARDEN PLANTS & OTHER NURSERY PRODUCTS

FLORICULTURE AND NURSERY PRODUCTS: State of Hawaii, 2002-2006¹ -- Continued

Crop	Farms having sales ²	Quantity sold	Value of sales
	<i>Number</i>	<i>1,000</i>	<i>1,000 dollars</i>
Other bedding/garden			
2002	29	NA	3,474
2003	29	NA	3,269
2004	31	NA	3,137
2005	26	NA	2,551
2006	24	NA	2,828
PLANT RENTALS			
2002	47	NA	3,801
2003	37	NA	2,959
2004	45	NA	3,385
2005	43	NA	4,931
2006	41	NA	5,126
LANDSCAPE PLANTS⁸			
2002	117		17,150
2003	125		18,653
2004	128		19,219
2005	154		20,887
2006	139		20,853
OTHER NURSERY PRODUCTS⁹			
2002			4,827
2003			4,989
2004			4,581
2005			5,038
2006			5,753
UNSPECIFIED SALES¹⁰			
2002			1,300
2003			1,355
2004			1,335
2005			1,470
2006			1,450
TOTAL			
2002	870		95,715
2003	865		95,601
2004	920		95,178
2005	955		100,962
2006	930		100,689

NA = Not available. ¹ Beginning 1992, includes only producers having total sales of \$10,000 or more. ² Number for each individual flower item is count of those having sales of that item during each year; "Total" is unduplicated count. ³ Includes cattleyas, vanda hybrids, phalaenopsis, paphiopedilums, and others. ⁴ Includes in bud/bloom and community pots. ⁵ Prior to 2004, included with "Other orchids, potted". ⁶ Included with "Other lei/individual". ⁷ Included with "Other potted flower plants." ⁸ Includes broadleaf and coniferous evergreens, deciduous and flower trees, palms, citrus, fruit and nut trees, and sod. Does not include palms or potted foliage for indoor or patio use, bedding and garden plants, propagative floriculture material, and items which are included in published categories. ⁹ Includes other flowers or nursery products not elsewhere classified. ¹⁰ Beginning 1992, includes sales of growers greater than \$999 but less than \$10,000 which were not categorized.

COUNTY SUMMARIES

HAWAII COUNTY LEADS IN SALES

Hawaii County growers of flowers and nursery products accounted for 52 percent of the State's total wholesale value of flowers and nursery products in 2006. Hawaii County's 410 growers rang up sales of \$51.9 million, 3 percent less than the \$53.4 million in 2005. Honolulu's 250 producers accounted for 33 percent of the State's total wholesale value of flowers and nursery products. Honolulu farmers reported sales of \$33.5 million, 3 percent above 2005. Maui County's 195 producers generated \$12.3 million in sales, 3 percent more than a year ago. Kauai's 75 producers registered \$2.9 million in sales, 8 percent less than 2005.

FLORICULTURE AND NURSERY PRODUCTS: Value of grower sales, by county, 2002-2006

Year	Cut flowers ¹	Orchids ²	Lei flowers	Foliage ³	Potted flowering plants	All other nursery products ⁴	Unspecified sales ⁵	Total
<i>1,000 dollars</i>								
State								
2002	13,055	22,823	4,170	17,746	7,052	29,569	1,300	95,715
2003	14,183	23,439	3,704	16,966	5,563	30,391	1,355	95,601
2004	13,204	22,769	3,397	17,621	6,004	30,848	1,335	95,178
2005	13,997	22,225	3,687	19,509	6,278	33,796	1,470	100,962
2006	14,117	22,182	3,473	18,106	6,363	34,998	1,450	100,689
Hawaii								
2002	9,191	13,903	1,180	14,860	2,220	7,941	575	49,870
2003	10,321	14,220	1,081	14,358	1,086	8,505	635	50,206
2004	9,752	14,514	911	15,083	1,083	8,431	640	50,414
2005	10,160	14,302	933	16,826	965	9,663	600	53,449
2006	10,145	14,495	804	14,810	1,160	9,936	595	51,945
Honolulu								
2002	694	7,587	1,412	2,301	3,465	16,307	340	32,106
2003	639	7,134	1,400	2,157	3,293	16,099	370	31,092
2004	733	6,813	1,554	2,024	3,488	17,221	340	32,173
2005	806	6,490	1,482	2,143	3,409	17,669	400	32,399
2006	955	6,197	1,342	2,296	3,569	18,810	355	33,524
Kauai								
2002	363	326	⁶	⁶	84	1,715	145	2,633
2003	261	456	109	86	140	1,885	130	3,067
2004	189	524	52	64	159	1,928	140	3,056
2005	193	442	23	58	283	2,045	160	3,204
2006	232	498	33	343	98	1,600	140	2,944
Maui								
2002	2,807	1,007	⁶	⁶	1,283	5,769	240	11,106
2003	2,962	1,629	1,114	365	1,044	3,902	220	11,236
2004	2,530	918	880	450	1,274	3,268	215	9,535
2005	2,838	991	1,249	482	1,621	4,419	310	11,910
2006	2,785	992	1,294	657	1,536	4,652	360	12,276

¹Cut orchids included in "Orchids" category. ²Excludes orchids used for lei flowers. ³Includes potted, cut, and unfinished. Beginning 1998, landscape foliage included with "All other nursery products". ⁴Includes bedding plants, plant rentals, sod, trees, and any other nursery products not elsewhere classified. Sum of county estimates may not add to State total due to rounding. ⁵Includes grower sales greater than \$999 but less than \$10,000 which were not categorized. ⁶Data not shown separately to avoid disclosure of individual operations but combined and included in the State total.

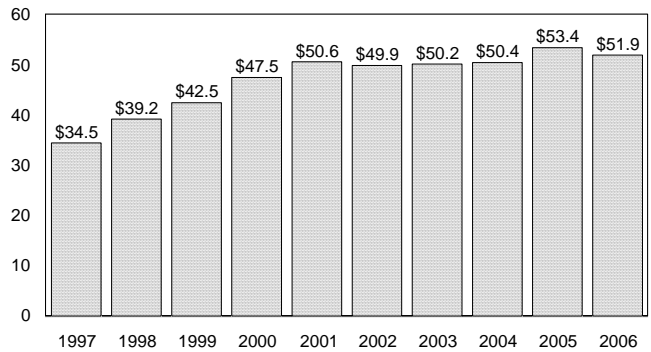
COUNTY SUMMARIES (Continued)

Hawaii County's Top Five Floriculture and Nursery Products/Categories, 2006

- Palms (potted for indoor or patio use)
- Other potted orchids
- Landscape plant material
- Dracaena (potted for indoor or patio use)
- Anthuriums, cut

FLORICULTURE AND NURSERY PRODUCTS VALUE OF SALES, HAWAII COUNTY, 1997-2006

MILLION DOLLARS



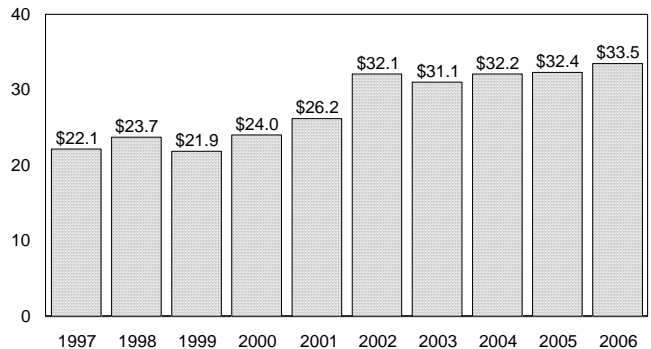
USDA, NASS, Hawaii Field Office

Honolulu County's Top Five Floriculture and Nursery Products/Categories, 2006

- Landscape plant material
- Other potted orchids
- Plant rentals
- Other potted flowering plants
- Bedding and garden plants

FLORICULTURE AND NURSERY PRODUCTS VALUE OF SALES, HONOLULU COUNTY, 1997-2006

MILLION DOLLARS



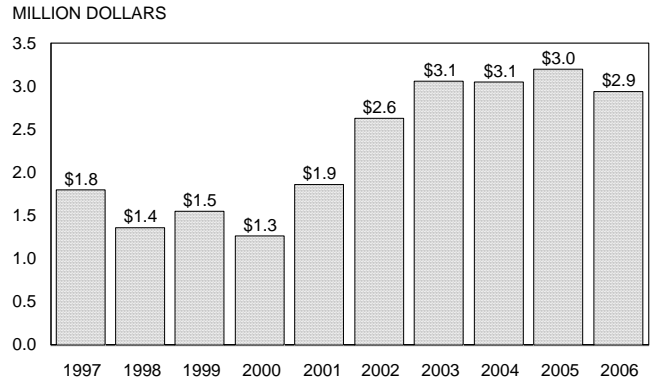
USDA, NASS, Hawaii Field Office

COUNTY SUMMARIES (Continued)

Kauai County's Top Five Floriculture and Nursery Products/Categories, 2006

- Landscape plant material
- Palms (potted for indoor or patio use)
- Dendrobiums, potted
- Plant rentals
- Bedding and garden plants

FLORICULTURE AND NURSERY PRODUCTS VALUE OF SALES, KAUAI COUNTY, 1997-2006

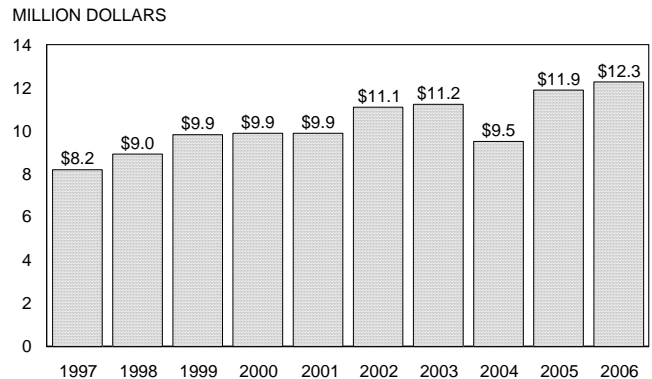


USDA, NASS, Hawaii Field Office

Maui County's Top Five Floriculture and Nursery Products/Categories, 2006

- Landscape plant material
- Proteas
- Plant rentals
- Other potted flowering plants
- Bedding and garden plants

FLORICULTURE AND NURSERY PRODUCTS VALUE OF SALES, MAUI COUNTY, 1997-2006



USDA, NASS, Hawaii Field Office

FARM NUMBERS & AREA SUMMARY

FLORICULTURE AND NURSERY PRODUCTS: Number of farms and growing area, by county, 2002-2006

Year	Farms	Greenhouse ¹	Artificial shade	Natural shade	Open field	Total area
	<i>Number</i>	<i>----- 1,000 square feet -----</i>			<i>----- Acres -----</i>	
State						
2002	870	3,030	30,415	10	2,870	3,648
2003	865	2,540	27,465	16	3,185	3,890
2004	920	2,620	26,560	0	3,160	3,830
2005	955	2,095	27,015	0	3,320	3,988
2006	930	2,180	25,115	0	3,425	4,052
Hawaii						
2002	420	2,210	24,125	10	1,565	2,180
2003	395	1,895	21,295	16	1,860	2,408
2004	425	1,990	20,840	0	1,880	2,404
2005	425	1,445	20,980	0	1,940	2,455
2006	410	1,450	19,875	0	2,090	2,580
Honolulu						
2002	230	330	5,055	0	585	709
2003	230	230	5,035	0	580	701
2004	235	255	4,660	0	525	638
2005	265	275	4,715	0	660	774
2006	250	255	3,985	0	610	707
Kauai						
2002	65	90	495	0	180	193
2003	80	65	360	0	170	180
2004	80	90	310	0	225	234
2005	80	110	525	0	195	210
2006	75	205	530	0	215	232
Maui						
2002	155	400	740	0	540	566
2003	160	350	775	0	575	601
2004	180	285	750	0	530	554
2005	185	265	795	0	525	549
2006	195	270	725	0	510	533

¹Glass or glass substitute structure.

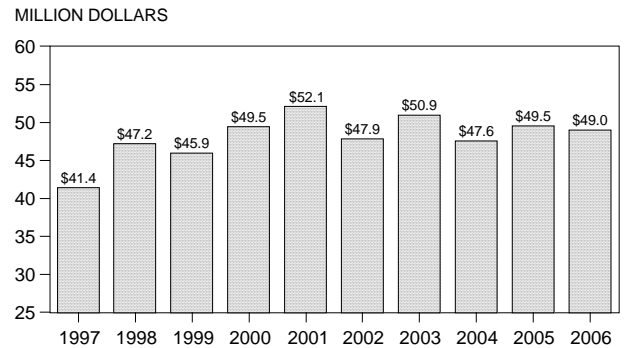
OUT-OF-STATE SALES

OUT-OF-STATE SALES TOTALED \$49.0 MILLION

The value of out-of-State sales of flowers and nursery products (including wholesale and retail sales) during 2006 was estimated at \$49.0 million. Values in this table are not comparable to values shown in the majority of other tables throughout this release. The value of out-of-State sales represents the dollar received at the point the commodity leaves the State. Thus, the product contains retail and wholesale sales and may include multiple transactions by the time it leaves the State.

Potted foliage, valued at \$11.6 million, remained the number one floriculture and nursery product exported. Other potted orchids followed second with \$9.3 million in value. Cut anthurium exports contributed \$7.1 million, up 14 percent from 2005. Potted dendrobium orchids ranked fourth in out-of-State sales with \$3.8 million, declining 13 percent from 2005.

FLORICULTURE & NURSERY PRODUCTS
OUT-OF-STATE SALES,
STATE OF HAWAII, 1997-2006¹



¹Includes wholesale and retail sales.

USDA, NASS, Hawaii Field Office

FLORICULTURE AND NURSERY PRODUCTS: Out-of-State sales, State of Hawaii, 2002-2006¹

Commodity	2002	2003	2004	2005	2006
	<i>1,000 dollars</i>				
Anthuriums, cut	7,700	8,500	6,475	6,210	7,070
Birds of Paradise	840	700	540	530	510
Cymbidiums	140	140	135	140	135
Dendrobiums, sprays	3,400	3,600	3,900	3,900	3,100
Oncidium	500	610	505	470	580
Foliage, cut:					
Ti leaves	680	840	640	650	700
Other cut greens	1,520	1,600	1,400	1,200	1,400
Foliage, potted	10,700	11,000	11,300	13,200	11,600
Ginger, red	600	645	810	680	630
Gingers, other	490	540	670	550	520
Heliconias	1,040	1,200	1,200	1,000	1,100
Potted orchids:					
Dendrobiums	4,510	4,590	4,645	4,335	3,760
Oncidium			2,775	2,430	1,250
Phalaenopsis	750	930	765	530	480
Other orchids	9,130	9,730	5,610	7,805	9,285
Proteas	1,620	1,800	1,715	2,000	1,900
Mixed assortment of cut flowers	1,240	1,730	1,100	1,600	2,900
All other flowers and nursery products	3,010	2,785	3,400	2,300	2,100
Total	47,870	50,940	47,585	49,530	49,020

¹Based on F.O.B. island value. Includes both wholesale and retail sales. Does not include sales of cut flowers, potted plants, leis, etc., purchased within the State and hand carried out.

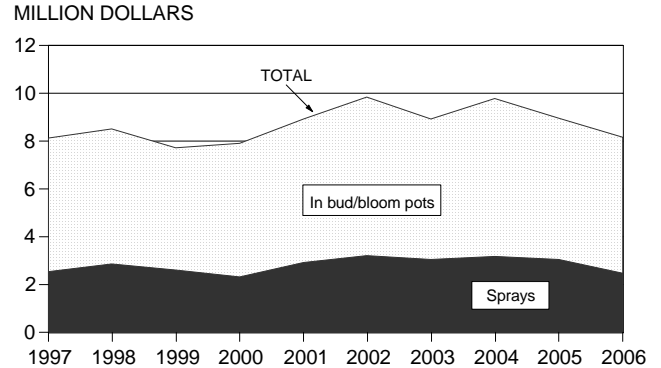
DENDROBIUM ORCHIDS

DENDROBIUM ORCHID SALES DOWN 10 PERCENT



In 2006, dendrobium orchid sales were valued at \$8.8 million, 10 percent lower than 2005. Potted in bud/bloom contributed \$5.7 million, declining 3 percent from last year. Cut sprays registered \$2.5 million in sales, down 19 percent from the previous year. Sales of individual blossoms fell 10 percent to \$532,000.

DENDROBIUM VALUE OF SALES,
STATE OF HAWAII, 1997-2006 ¹



¹ Includes only producers with total sales of \$10,000 or more.

USDA, NASS, Hawaii Field Office

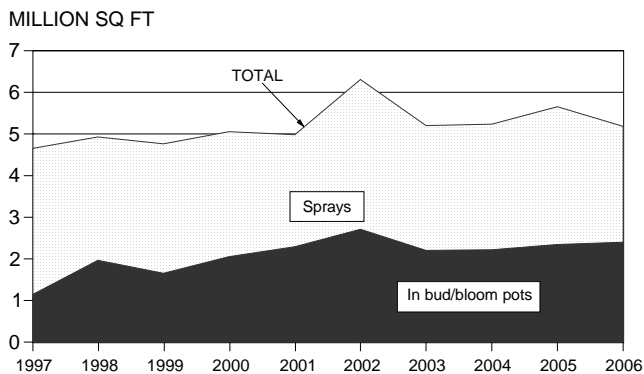
DENDROBIUM ORCHIDS: Sales and value, State of Hawaii, 2002-2006 ¹

Year	Individual blossoms		Cut sprays		Potted plants				Total value
	Number sold	Value	Number sold	Value	In bud/bloom		Community pots		
					Number sold	Value	Number sold	Value	
	Million blooms	1,000 dollars	1,000 dozens	1,000 dollars	1,000 pots	1,000 dollars	1,000 pots	1,000 dollars	
2002	29.3	908	462	3,218	1,229	6,624	125	694	11,444
2003	25.7	847	410	3,069	1,040	5,866	56	288	10,070
2004	18.1	580	453	3,194	1,222	6,599	14	80	10,453
2005	17.3	588	391	3,078	1,103	5,879	39	177	9,722
2006	14.8	532	309	2,481	1,117	5,708	10	60	8,781

¹ Includes only producers with total sales of \$10,000 or more.

DENDROBIUM PRODUCTION AREA 9 PERCENT LOWER

DENDROBIUM PRODUCTION AREA,
STATE OF HAWAII, 1997-2006 ¹



¹ Includes only producers with total sales of \$10,000 or more.

USDA, NASS, Hawaii Field Office

The combined production area for dendrobium cut sprays and in bud/bloom pots totaled 5.2 million square feet, 9 percent lower than 2005. Production area reported by growers includes newly planted, as well as established acreage; thus, year-to-year yield comparisons calculated using area and sales may be misleading.

Area utilized for cut sprays totaled 2.8 million square feet, 16 percent below 2005. Production area for potted in bud/bloom totaled 2.4 million square feet, increasing 2 percent from the previous year.

DENDROBIUM ORCHIDS (Continued)

DENDROBIUM ORCHIDS (POTTED IN BUD/BLOOM AND CUT SPRAYS): Number of farms and production area, State of Hawaii, 2002-2006¹

Year	Farms		Production area		
	Cut sprays	Potted in bud/bloom	Cut sprays	Potted in bud/bloom	Total
	----- Number -----		----- 1,000 square feet -----		
2002	54	71	3,595	2,720	6,315
2003	50	69	3,005	2,205	5,210
2004	50	75	3,015	2,225	5,240
2005	48	72	3,315	2,355	5,670
2006	43	72	2,780	2,405	5,185

¹Data includes only producers with \$10,000 or more in total sales.

DENDROBIUM ORCHID PLANT IMPORTS: Number of units into Hawaii, by country, 2005-2006

Unit of Measure	Country									
	Australia		Japan		Malaysia		Taiwan		Thailand	
	2005	2006	2005	2006	2005	2006	2005	2006	2005	2006
Number of flasks ¹	0	11	0	0	0	1	589	880	3,874	18,283
Number of plant units ²	0	8	0	6,500	15	0	0	0	752,258	987,396

Data are for inspected and released flasks and plant units. ¹ Number of flasks does not include the number of seedlings in the flask and usually containing 20-40 plants depending on the size. ² Number of plant units are individual plants being mature or seedlings. The majority of the plant units are seedlings. Source: USDA, APHIS, PPQ, Plant Inspection Station, Honolulu International Airport.

U. S. Department of Agriculture
NASS, Hawaii Field Office
1428 S. King Street
Honolulu, HI 96814-2512

OFFICIAL BUSINESS

PENALTY FOR PRIVATE USE, \$300

RETURN SERVICE REQUESTED

Presorted Standard Postage and Fees Paid NATIONAL AGRICULTURAL STATISTICS SERVICE Permit No. G-38
--